

CLASSICAL COLUMNS RANGE



MELGRAND TUSCAN COLUMNS

Melgrand Tuscan Columns are the recommended column style for traditional trim to most houses. The Melgrand Tuscan is more slender than other versions. They have taper with Greek entasis for a correct appearance. Experience has told us that Australian homeowners prefer a finer, less heavy look.

The standard form of all Melgrand columns is for the elements to be made in halves for easy and quick installation around pre-existing structural steelwork. If elements are required entire (all elements in one piece) please let us know when ordering.

Alternate Bases and Capitals

We have many options for capitals and bases. Doric, Ionic, and Corinthian, plus fluted shafts are all available to order. If your scheme requires more individual attention, we have specialists who can answer all your questions.

*Trim from bottom of shaft.



MELGRAND TUSCAN 245
Diameter 245mm
Max. Height 2450mm*



MELGRAND TUSCAN 260
Diameter 260mm
Max. Height 2600mm*



MELGRAND TUSCAN 350
Diameter 350mm
Max. Height 3500mm*



MELGRAND TUSCAN 500
Diameter 500mm
Max. Height 4000mm*

CLASSICAL COLUMNS RANGE



MELGRAND MODERN COLUMNS

A cylindrical shaft (without taper) and simplified bases and caps make up the Melgrand Modern package.

All elements can be changed if required: it may be that you require no bases and caps, and no caps but Bases. Simply let us know when ordering.

The standard form of all Melgrand columns is for the elements to be made in halves for easy and quick installation around pre-existing structural steelwork.

If elements are required entire (all elements in one piece) please let us know when ordering.



MELGRAND MODERN 195

Diameter 195mm
Max. Height 3000mm



MELGRAND MODERN 290

Diameter 290mm
Max. Height 3000mm



MELGRAND MODERN 350

Diameter 350mm
Max. Height 3000mm



MELGRAND MODERN 450

Diameter 450mm
Max. Height 3000mm

Alternate Bases and Capitals

We have many options for capitals and bases.

Doric, Ionic, and Corinthian, plus fluted shafts are all available to order. If your scheme requires more individual attention, we have specialists who can answer all your questions.


CLASSICAL COLUMNS RANGE



MELGRAND SQUARE TUSCAN COLUMNS


Some of these are straight without taper, others are tapered. The visual mass of these columns is significant when seen from a diagonal viewpoint. Please bear this in mind.

The standard form of all Melgrand columns is for the elements to be made in halves for easy and quick installation around pre-existing structural steelwork. If elements are required entire (all elements in one piece) please let us know when ordering.




MELGRAND SQUARE TUSCAN 300S

Width 300mm
Max. Height 3000mm
(Straight Shaft)




MELGRAND SQUARE TUSCAN 350

Width 350mm
Max. Height 3500mm*
(Tapered Shaft)



MELGRAND SQUARE TUSCAN 350S

Width 350mm
Max. Height 3500mm
(Straight Shaft)



MELGRAND SQUARE TUSCAN 450S

Width 450mm
Max. Height 3600mm
(Straight Shaft)



MELGRAND SQUARE TUSCAN 500

Width 500mm
Max. Height 4000mm*
(Tapered Shaft)

Alternate Bases and Capitals

We have many options for capitals and bases. Doric, Ionic, and Corinthian, plus fluted shafts are all available to order. If your scheme requires more individual attention, we have specialists who can answer all your questions.

* Trim from bottom of shaft.